



### District Report Card: 2017


<b>State:</b> Jammu And Kashmir	<b>District:</b> Srinagar
<b>Class:</b> 8	<b>Subject:</b> Language
<b>Schools:</b> 48	<b>Students:</b> 441


### Participation/Coverage


#### Students

<div>GENDER</div> <div></div>	Boys				Girls			
	Number		%		Number		%	
	193		43.76		248		56.24	

<div>AREA</div> <div></div>	Rural				Urban			
	Number		%		Number		%	
	61		13.83		380		86.17	

<div>CATEGORY</div> <div></div>	SC		ST		OBC		GEN	
	Number	%	Number	%	Number	%	Number	%
	17	3.85	28	6.35	6	1.36	390	88.44

<div>CWSN</div> <div></div>	LD	VI	HI	S&LD	ID	Oth
	2	6	1	1	2	11

<div>Management</div> <div></div>	Government			Government-aided		
	Number		%	Number		%
	421		95.46	20		4.54

### Average Performance of Students in Language (%)

Overall	Gender		Area		Management		Social Group			
	Male	Female	Rural	Urban	Govt.	Aided	SC	ST	OBC	GEN
45.58	47.39	44.17	38.36	46.74	46.46	27.00	48.24	35.48	41.11	46.26

### Performance on Learning Outcomes (LOs)

Learning Outcomes	Description	Average Performance(%)
L813	Read textual/non-textual materials with comprehension and identifies the details, characters, main idea and sequence of ideas and events while reading	45.58

Range of Performance of Students who Answered Correctly							
Below 30%		30% - 50%		50% - 75%		Above 75%	
Number	%	Number	%	Number	%	Number	%
144	32.65	113	25.62	120	27.21	64	14.51

### Lowest Performing Learning Outcomes (LOs)

1 - Read textual/non-textual materials with comprehension and identifies the details, characters, main idea and sequence of ideas and events while reading (45.58)